

WALLY PLUS UP&DOWN X PRO

ESPECIFICACIONES TÉCNICAS

Modelo	mm (LxWxH)	CT	Dim.	Áng.	CRI	lm	lm/WW	V	IP	
WALLYXPRO-5-P-UD	1200x54x70	2700K/3000K/4200K	No	120°/120°	90	4320	93	46	220	45
WALLYXPRO-10-P-UD	1200x54x70	2700K/3000K/4200K	No	120°/120°	90	6080	92	66	220	45

Led OSRAM

ACABADOS



Negro / Negro



Aluminio / Negro




Blanco / Negro



Blanco / Blanco

VISTA

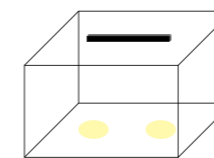


DIMENSIONES (mm)

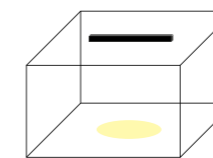


Profundidad: 70

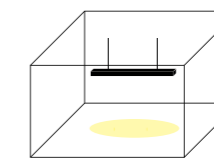
CONFIGURACIONES



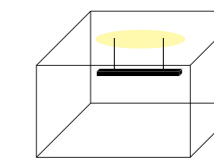
Luz puntual



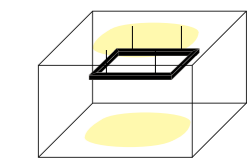
Luz difusa



Luz difusa



Luz indirecta



Luz directa/indirecta

WALLY PLUS UP&DOWN X PRO

Artefacto de iluminación directa e indirecta para suspender.
Cuerpo de aluminio anodizado y reflector de policarbonato. Dos encendidos.

💡 4320 - 6080 lm ⚡ 46 - 66W 220V ⚙️ CRI 90 📐 120°/120°

🌡️ 2700K / 3000K / 4200K **OSRAM** LED

Cod: WLG-PN



Tensores

Cod: WLG-FLORON



Florón (aluminio, blanco, negro)

